




**PHILIPPINE MINING DEVELOPMENT CORPORATION**  
(FORMERLY NATURAL RESOURCES MINING DEVELOPMENT CORPORATION)  
**STATEMENT OF FINANCIAL POSITION (Unaudited)**  
**As of June 30, 2023**  
(In Philippine Peso)

<b>ASSETS</b>	
<b>Current assets</b>	
Cash and cash equivalents	256,096,290
Trade and other receivables	11,466,363
Inventories	2,810,391
Other current assets	12,945,018
	283,318,062
<b>Non-current assets</b>	
Property, plant and equipment - net	149,011,593
Intangible assets	694,373
Other non-current assets	1,998,895
	151,704,861
<b>TOTAL ASSETS</b>	<b>435,022,923</b>
<b>LIABILITIES AND NET WORTH</b>	
<b>Current liabilities</b>	
Financial Liabilities	1,780,006
Inter-agency payables	8,968,322
Trust liabilities	71,759,625
Provisions	4,869,350
Other Payables	57,000,000
	144,377,303
<b>Non-current liabilities</b>	
Loans payables	56,660,401
Deferred Credits/Unearned Income	173,647,176
	230,307,577
Total liabilities	374,684,880
Equity	60,338,043
<b>TOTAL LIABILITIES AND NET WORTH</b>	<b>435,022,923</b>

Prepared by:   
Stephanie A. Alfonso  
Gen. Acctg. Supervisor

Reviewed by:   
Mary Ann R. Zarcilla  
Finance and Acctg. Manager

Approved by:   
Atty. Lucas R. Vidad  
Vice President - Operations

**PHILIPPINE MINING DEVELOPMENT CORPORATION**  
(FORMERLY NATURAL RESOURCES MINING DEVELOPMENT CORPORATION)  
**STATEMENT OF PROFIT OR LOSS AND OTHER COMPREHENSIVE INCOME (Unaudited)**  
**As of June 30, 2023**  
(In Philippine Peso)

**REVENUES**

Royalty fees-net	
Commitment fee	60,809,364
Interest income, net	1,107,943
Other income	345,342
<b>TOTAL REVENUE</b>	<b>62,262,649</b>

**EXPENDITURES**


Personnel Services	31,252,926
MOOE	11,691,121
Financial Expenses	56,429
Non-Cash Expenses	1,621,213
<b>TOTAL EXPENDITURES</b>	<b>44,621,689</b>

PROFIT/(LOSS) BEFORE TAX	17,640,960
Income tax expense	4,133,254
<b>PROFIT FOR THE YEAR</b>	<b>13,507,706</b>

**OTHER COMPREHENSIVE INCOME/(LOSS)**

Unrealized foreign exchange gain/(loss)	(2,180,750)
<b>TOTAL COMPREHENSIVE INCOME/(LOSS)</b>	<b>11,326,956</b>


Prepared by:

  
Stephanie A. Alfonso  
Gen. Acctg. Supervisor

Reviewed by:

  
Mary Ann P. Zarcilla  
Finance and Acctg. Manager

Approved by:

  
Atty. Lucas R. Vidad  
Vice President - Operations

**PHILIPPINE MINING DEVELOPMENT CORPORATION**  
(FORMERLY NATURAL RESOURCES MINING DEVELOPMENT CORPORATION)  
**STATEMENTS OF CHANGES IN NET WORTH (Unaudited)**  
**As of June 30, 2023**  
(In Philippine Peso)

<b>CAPITAL STOCK</b>	
Authorized, issued and subscribed (125,000 shares @ P1,000 par value ) per share	125,000,000
<b>REVALUATION SURPLUS</b>	
Appraisal increment of exploration and evaluation assets	1,349,850
<b>RETAINED EARNINGS/(DEFICIT)</b>	
Balance at beginning of year	(77,338,763)
Total comprehensive income/(loss)	11,326,956
Balance at end of the quarter	(66,011,807)
<b>TOTAL EQUITY</b>	<b>60,338,043</b>




Prepared by:   
Stephanie A. Alfonso  
Gen. Acctg. Supervisor

Reviewed by:   
Mary Ann P. Zarcilla  
Finance and Acctg. Manager

Approved by:   
Atty. Lucas R. Vidad  
Vice President - Operations

**PHILIPPINE MINING DEVELOPMENT CORPORATION**  
(FORMERLY NATURAL RESOURCES MINING DEVELOPMENT CORPORATION)  
**STATEMENTS OF CASH FLOWS (Unaudited)**  
**For the Quarter Ended June 30, 2023**  
(In Philippine Peso)

<b>Cash flows from operating activities</b>	
Collection of Revenue/Income	68,120,047
Collection of Receivables	166,912
Trust Receipts - Bid Documents	170,000
Other Trust Receipts	5,808,062
Other Receipts	372,990
Payment of Expenses	(33,291,484)
Purchase of Inventories	(4,386)
Grant of Cash Advances	(3,891,761)
Prepayments	(173,368)
Payment of Other Deposits	(100,000)
Remittance of Personnel Benefit Contributions and Mandatory Deductions	(7,439,514)
Other Disbursements	(2,489,728)
<b>NET CASH PROVIDED BY OPERATING ACTIVITIES</b>	<b>27,247,770</b>
<b>Cash flows from investing activities</b>	
Receipt of Interest Earned	1,107,943
Proceeds from Matured Investments/Redemption of Long-term	
Investments/Return on Investments	269,275,409
Purchase/Construction of Property, Plant and Equipment	(30,130)
Purchase/Acquisition of Investments	(269,275,409)
<b>NET CASH PROVIDED BY INVESTING ACTIVITIES</b>	<b>1,077,813</b>
<b>Cash flows from financing activities</b>	
Payment of Cash Dividends	(6,512,612)
<b>NET CASH USED IN FINANCING ACTIVITIES</b>	<b>(6,512,612)</b>
NET INCREASE (DECREASE) IN CASH	21,812,971
Effect of exchange rate changes	(2,180,750)
Cash, beginning of the year	236,464,069
<b>CASH, END OF PERIOD</b>	<b>256,096,290</b>

Prepared by:	 Stephanie A. Alfonso Gen. Acctg. Supervisor
Reviewed by:	 Mary Ann P. Zarcilla Finance and Acctg. Manager
Approved by:	 Atty. Lucas R. Vidad Vice President - Operations