

**PHILIPPINE MINING DEVELOPMENT CORPORATION**  
(FORMERLY NATURAL RESOURCES MINING DEVELOPMENT CORPORATION)  
**STATEMENT OF FINANCIAL POSITION (Unaudited)**  
**As of September 30, 2023**  
(In Philippine Peso)

**ASSETS**

**Current assets**

Cash and cash equivalents	235,601,516
Trade and other receivables	16,575,805
Inventories	3,026,339
Other current assets	15,004,537
	270,208,197

**Non-current assets**

Property, plant and equipment - net	149,347,552
Intangible assets	664,239
Other non-current assets	1,877,607
	151,889,398

**TOTAL ASSETS** **422,097,595**

**LIABILITIES AND NET WORTH**

**Current liabilities**

Financial Liabilities	1,985,340
Inter-agency payables	1,694,178
Trust liabilities	70,692,536
Provisions	4,869,350
Other Payables	57,000,000
	136,241,404


**Non-current liabilities**

Loans payables	56,660,401
Deferred Credits/Unearned Income	173,647,176
	230,307,577

Total liabilities	366,548,981
Equity	55,548,614

**TOTAL LIABILITIES AND NET WORTH** **422,097,595**


Prepared by:

  
Stephanie A. Alfonso  
Gen. Acctg. Supervisor

Reviewed by:

  
Mary Ann P. Zarcilla  
Finance and Acctg. Manager

Approved by:

  
Atty. Lucas R. Vidad  
Vice President - Operations

**PHILIPPINE MINING DEVELOPMENT CORPORATION**  
(FORMERLY NATURAL RESOURCES MINING DEVELOPMENT CORPORATION)  
**STATEMENT OF PROFIT OR LOSS AND OTHER COMPREHENSIVE INCOME (Unaudited)**  
**As of September 30, 2023**  
(In Philippine Peso)

**REVENUES**

Royalty fees-net	8,105,515
Commitment fee	60,809,364
Interest income, net	3,120,977
Other income	347,618
<b>TOTAL REVENUE</b>	<b>72,383,474</b>

**EXPENDITURES**

Personnel Services	44,851,710
MOOE	17,310,947
Financial Expenses	77,622
Non-Cash Expenses	2,697,761
<b>TOTAL EXPENDITURES</b>	<b>64,938,040</b>

PROFIT/(LOSS) BEFORE TAX	7,445,434
Income tax expense	611,570
<b>PROFIT FOR THE YEAR</b>	<b>6,833,864</b>


**OTHER COMPREHENSIVE INCOME/(LOSS)**

Unrealized foreign exchange gain/(loss)	(296,337)
<b>TOTAL COMPREHENSIVE INCOME/(LOSS)</b>	<b>6,537,527</b>

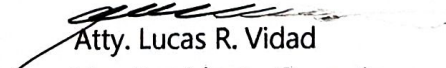
Prepared by:

  
Stephanie A. Alfonso  
Gen. Acctg. Supervisor

Reviewed by:

  
Mary Ann P. Zarcilla  
Finance and Acctg. Manager

Approved by:

  
Atty. Lucas R. Vidad  
Vice President - Operations

**PHILIPPINE MINING DEVELOPMENT CORPORATION**  
(FORMERLY NATURAL RESOURCES MINING DEVELOPMENT CORPORATION)  
**STATEMENTS OF CHANGES IN NET WORTH (Unaudited)**  
**As of September 30, 2023**  
(In Philippine Peso)

**CAPITAL STOCK**

Authorized, issued and subscribed  
(125,000 shares @ P1,000 par value )  
per share 125,000,000

---

**REVALUATION SURPLUS**

Appraisal increment of exploration and  
evaluation assets 1,349,850

---

**RETAINED EARNINGS/(DEFICIT)**

Balance at beginning of year (77,338,763)  
Total comprehensive income/(loss) 6,537,527

---

Balance at end of the quarter (70,801,236)


---

**TOTAL EQUITY 55,548,614**

---

---


Prepared by:

  
Stephanie A. Alfonso  
Gen. Acctg. Supervisor

Reviewed by:

  
Mary Ann B. Zarcilla  
Finance and Acctg. Manager

Approved by:


  
Atty. Lucas R. Vidad  
Vice President - Operations



**PHILIPPINE MINING DEVELOPMENT CORPORATION**  
(FORMERLY NATURAL RESOURCES MINING DEVELOPMENT CORPORATION)  
**STATEMENTS OF CASH FLOWS (Unaudited)**  
**For the Quarter Ended June 30, 2023**  
(In Philippine Peso)

<b>Cash flows from operating activities</b>	
Collection of Revenue/Income	70,850,997
Collection of Receivables	203,064
Trust Receipts - Bid Documents	260,000
Other Trust Receipts	5,928,235
Other Receipts	673,982
Payment of Expenses	(47,216,219)
Purchase of Inventories	(255,670)
Grant of Cash Advances	(5,884,740)
Prepayments	(169,969)
Payment of Other Deposits	(100,000)
Remittance of Personnel Benefit Contributions and Mandatory Deductions	(11,079,577)
Other Disbursements	(9,219,107)
<b>NET CASH PROVIDED BY OPERATING ACTIVITIES</b>	<b>3,990,996</b>
<b>Cash flows from investing activities</b>	
Receipt of Interest Earned	3,120,977
Proceeds from Matured Investments/Redemption of Long-term	
Investments/Return on Investments	498,864,504
Purchase/Construction of Property, Plant and Equipment	(1,165,577)
Purchase/Acquisition of Investments	(498,864,504)
<b>NET CASH PROVIDED BY INVESTING ACTIVITIES</b>	<b>1,955,400</b>
<b>Cash flows from financing activities</b>	
Payment of Cash Dividends	(6,512,612)
<b>NET CASH USED IN FINANCING ACTIVITIES</b>	<b>(6,512,612)</b>
NET INCREASE (DECREASE) IN CASH	(566,216)
Effect of exchange rate changes	(296,337)
Cash, beginning of the year	236,464,069
<b>CASH, END OF PERIOD</b>	<b>235,601,516</b>


Prepared by:

  
Stephanie A. Alfonso  
Gen. Acctg. Supervisor

Reviewed by:

  
Mary Ann P. Zarcilla  
Finance and Acctg. Manager

Approved by:

  
Atty. Lucas R. Vidad  
Vice President - Operations