

PHILIPPINE MINING DEVELOPMENT CORPORATION
(FORMERLY NATURAL RESOURCES MINING DEVELOPMENT CORPORATION)
STATEMENTS OF CHANGES IN NET WORTH (Unaudited)
As of June 30, 2024
(In Philippine Peso)

CAPITAL STOCK

Authorized, issued and subscribed
(125,000 shares @ P1,000 par value)
per share 125,000,000

REVALUATION SURPLUS


Appraisal increment of exploration and
evaluation assets 1,349,850

RETAINED EARNINGS/(DEFICIT)

Balance at beginning of year (95,033,086)
Total comprehensive income/(loss) for the quarter (22,895,731)
Other adjustments 213,555
Balance at end of the quarter (117,715,262)

TOTAL EQUITY 8,634,588


Prepared by:


Stephanie A. Chua
Gen. Acctg. Supervisor

Reviewed by:


Mary Ann P. Zarcilla
Finance and Acctg. Manager

Approved by:


Atty. Lucas R. Vidad
Vice President - Operations

PHILIPPINE MINING DEVELOPMENT CORPORATION
(FORMERLY NATURAL RESOURCES MINING DEVELOPMENT CORPORATION)

STATEMENT OF PROFIT OR LOSS (Unaudited)

As of June 30, 2024

(In Philippine Peso)

REVENUES

| | |
|-----------------------|-------------------|
| Royalty fees | 13,288,017 |
| Other business income | 6,250,000 |
| Interest income | 33,206 |
| Foreign exchange gain | 8,303,918 |
| TOTAL REVENUE | 27,875,141 |

EXPENDITURES

| | |
|---------------------------|-------------------|
| Personnel Services | 34,424,213 |
| MOOE | 14,108,133 |
| Financial Expenses | 26,603 |
| Non-Cash Expenses | 2,086,637 |
| TOTAL EXPENDITURES | 50,645,586 |

| | |
|-----------------------|---------------------|
| LOSS BEFORE TAX | (22,770,445) |
| Income tax expense | 125,286 |
| LOSS AFTER TAX | (22,895,731) |

| | |
|-----------------|---------------------|
| NET LOSS | (22,895,731) |
|-----------------|---------------------|

Prepared by: 
Stephanie A. Chua
Gen. Acctg. Supervisor

Reviewed by: 
Mary Ann P. Zarcilla
Finance and Acctg. Manager

Approved by: 
Atty. Lucas R. Vidad
Vice President - Operations

PHILIPPINE MINING DEVELOPMENT CORPORATION
(FORMERLY NATURAL RESOURCES MINING DEVELOPMENT CORPORATION)
STATEMENT OF FINANCIAL POSITION (Unaudited)
As of June 30, 2024
(In Philippine Peso)

ASSETS

Current assets

| | |
|-----------------------------|-------------|
| Cash and cash equivalents | 198,767,996 |
| Trade and other receivables | 13,631,393 |
| Investments | 49,972,520 |
| Inventories | 2,882,929 |
| Other current assets | 15,366,722 |
| | 280,621,560 |

Non-current assets

| | |
|-------------------------------------|-------------|
| Property, plant and equipment - net | 145,185,087 |
| Intangible assets | 1,120,534 |
| Other non-current assets | 1,970,354 |
| | 148,275,975 |

| | |
|---------------------|--------------------|
| TOTAL ASSETS | 428,897,535 |
|---------------------|--------------------|

LIABILITIES AND NET WORTH

Current liabilities

| | |
|-----------------------|-------------|
| Financial Liabilities | 1,483,115 |
| Inter-agency payables | 2,475,201 |
| Trust liabilities | 120,672,336 |
| Provisions | 5,522,818 |
| Other Payables | 54,205,000 |
| | 184,358,470 |


Non-current liabilities

| | |
|----------------------------------|-------------|
| Loans payables | 56,660,401 |
| Deferred Credits/Unearned Income | 179,244,076 |
| | 235,904,477 |

| | |
|-------------------|-------------|
| Total liabilities | 420,262,947 |
| Equity | 8,634,588 |

| | |
|--|--------------------|
| TOTAL LIABILITIES AND NET WORTH | 428,897,535 |
|--|--------------------|


Prepared by:


Stephanie A. Chua
Gen. Acctg. Supervisor

Reviewed by:


Mary Anne B. Zarcilla
Finance and Acctg. Manager


Approved by:


Atty. Lucas R. Vidad
Vice President - Operations

PHILIPPINE MINING DEVELOPMENT CORPORATION
(FORMERLY NATURAL RESOURCES MINING DEVELOPMENT CORPORATION)
STATEMENTS OF CASH FLOWS (Unaudited)
For the Quarter Ended June 30, 2024
(In Philippine Peso)

| | |
|--|---------------------|
| Cash flows from operating activities | |
| Collection of Revenue/Income | 18,606,765 |
| Collection of Receivables | 110,980 |
| Trust Receipts | 50,620,894 |
| Other Receipts | 6,149,472 |
| Payment of Expenses | (36,115,774) |
| Purchase of Inventories | (45,054) |
| Grant of Cash Advances | (3,639,179) |
| Payment of Other Deposits | (100,000) |
| Remittance of Personnel Benefit Contributions and Mandatory Deductions | (8,575,105) |
| Other Disbursements | (570,725) |
| NET CASH PROVIDED BY OPERATING ACTIVITIES | 26,442,274 |
| Cash flows from investing activities | |
| Receipt of Interest Earned | 27,360 |
| Purchase/Construction of Property, Plant and Equipment | (187,161) |
| Purchase/Acquisition of Investments | (49,998,842) |
| Purchase of Intangible Assets | (13,571) |
| NET CASH PROVIDED BY INVESTING ACTIVITIES | (50,172,214) |
| Cash flows from financing activities | |
| Payment of Cash Dividends | (2,795,000) |
| NET CASH USED IN FINANCING ACTIVITIES | (2,795,000) |
| NET INCREASE (DECREASE) IN CASH | (26,524,940) |
| Effect of exchange rate changes | 7,686,909 |
| Cash, beginning of the year | 217,606,027 |
| CASH, END OF PERIOD | 198,767,996 |

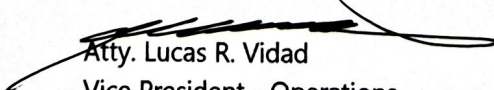
Prepared by:


Stephanie A. Chua
Gen. Acctg. Supervisor

Reviewed by:


Mary Ann P. Zarcilla
Finance and Acctg. Manager

Approved by:


Atty. Lucas R. Vidad
Vice President - Operations